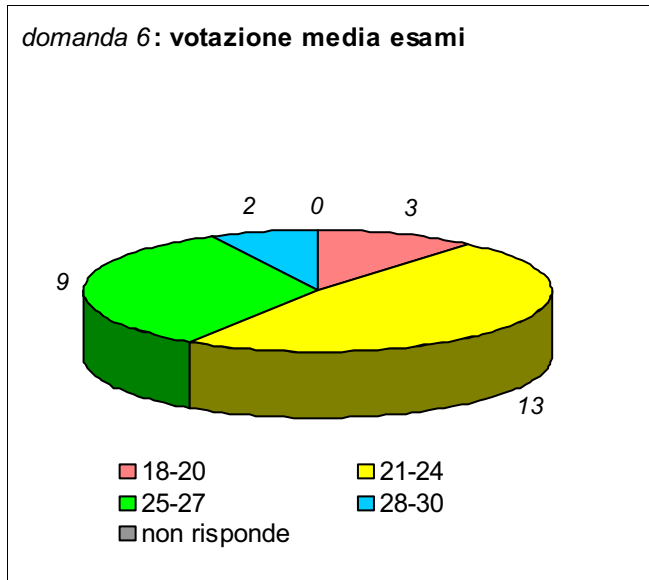
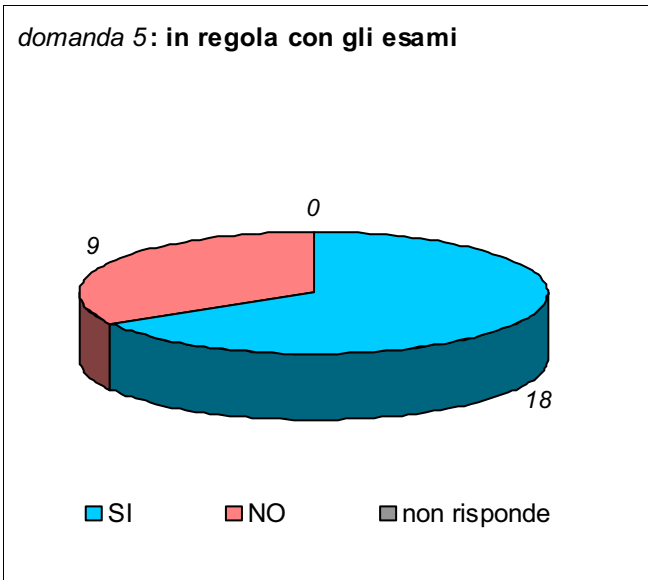
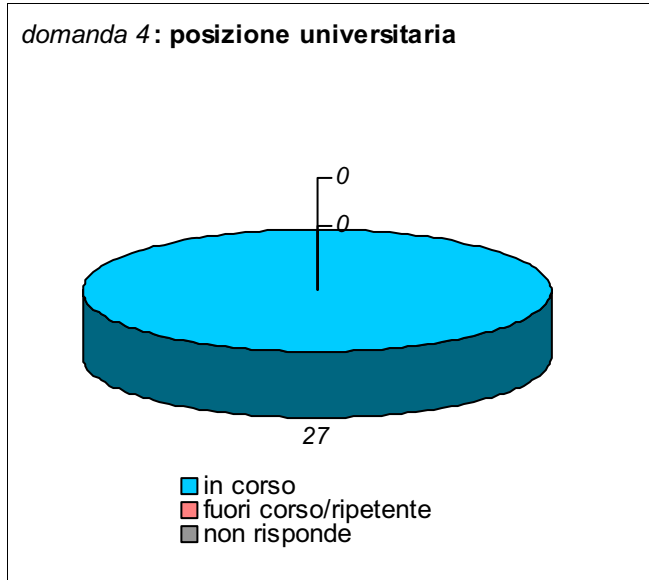
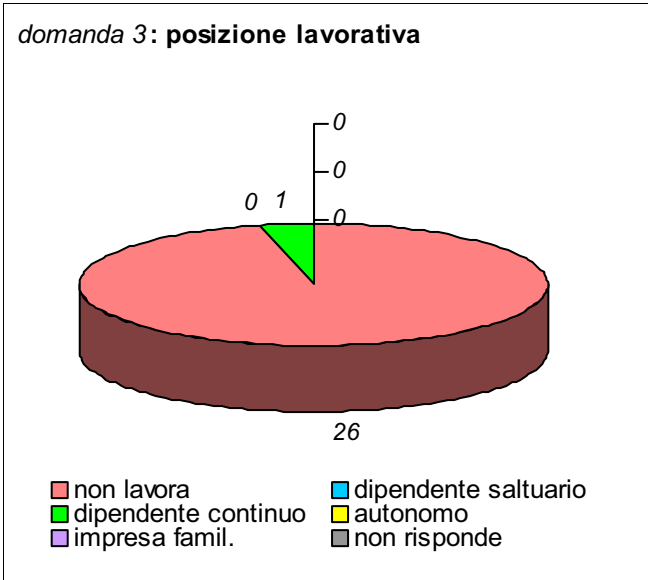
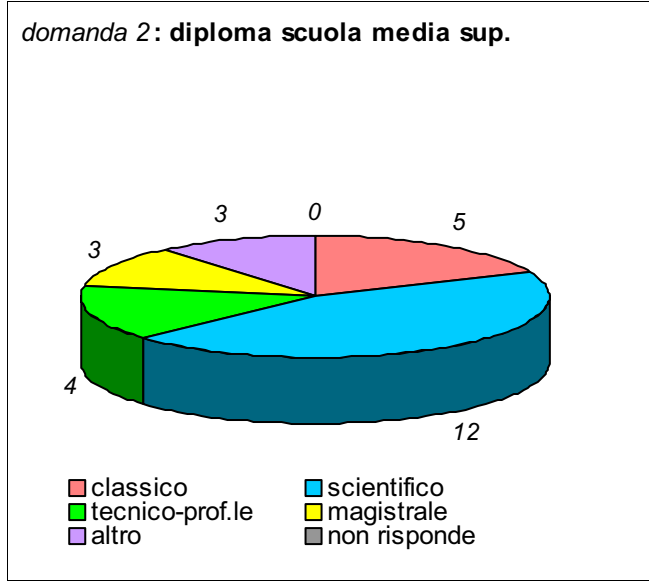
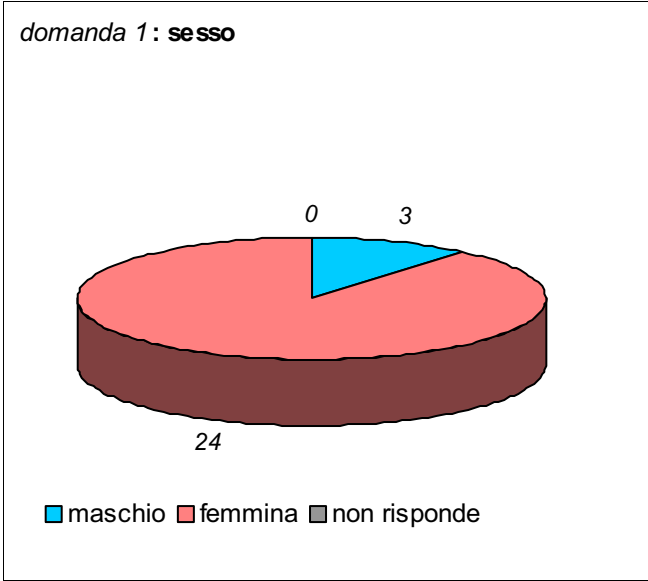
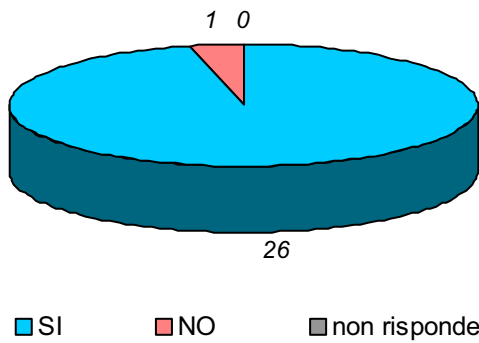


schede valide : 27 schede bianche : 0 schede nulle : 0

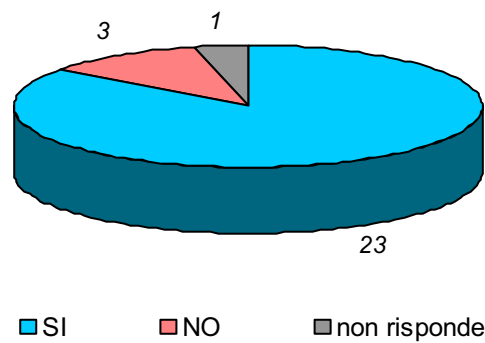
Informazioni degli studenti



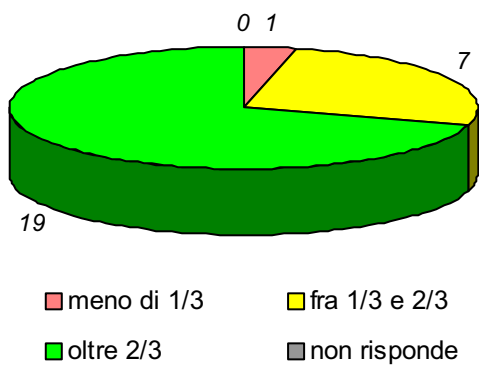
domanda 7: prima volta che affronta l'esame della disciplina



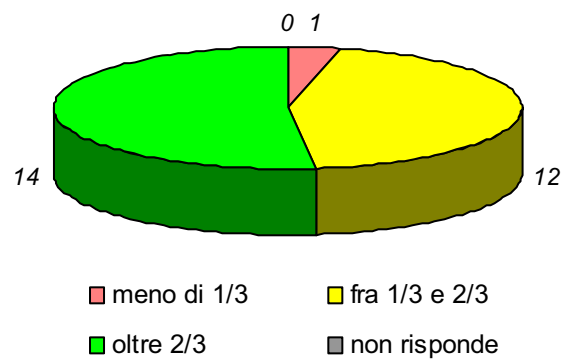
domanda 8: prima volta che segue la disciplina



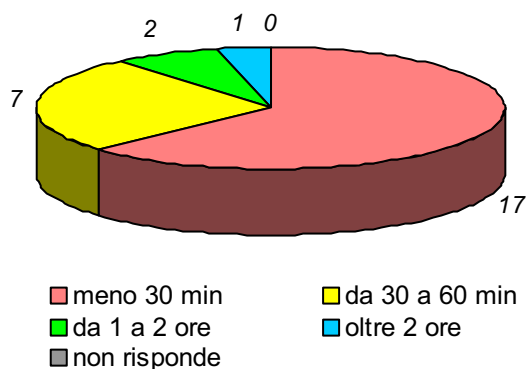
domanda 9: percentuale di frequenza della disciplina



domanda 10: percentuale di frequenza delle discipline del piano studi

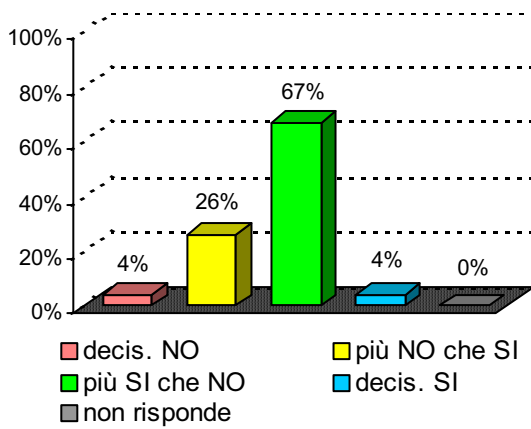


domanda 11: tempo medio per raggiungere l'Università

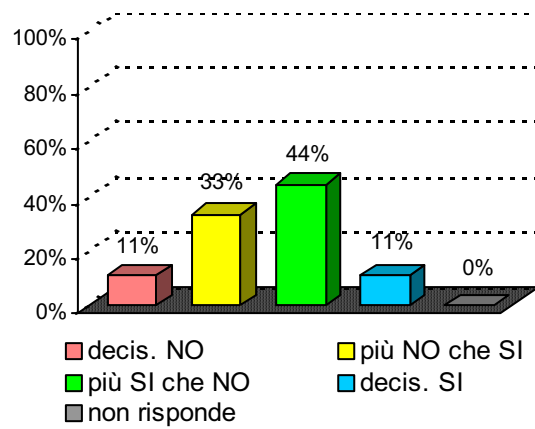


Organizzazione e Infrastrutture

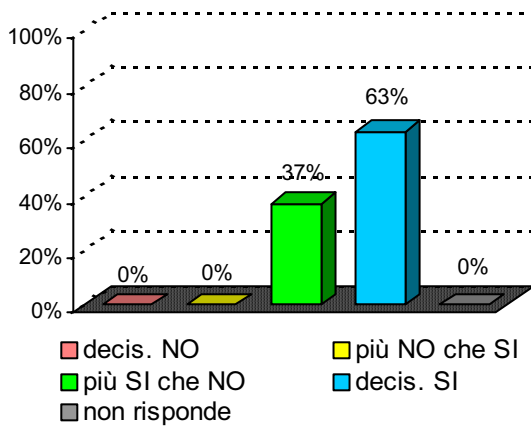
domanda 12 : accettabilità carico studio totale



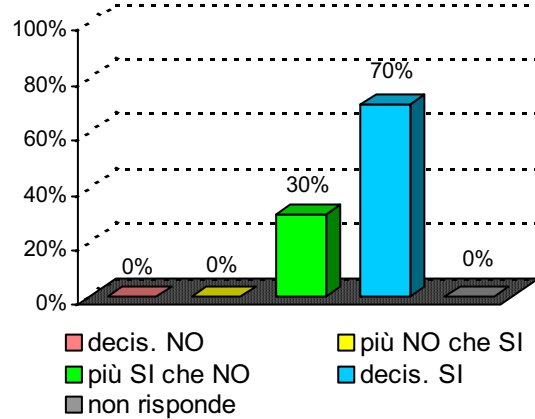
domanda 13 : accettabilità organizzazione complessiva



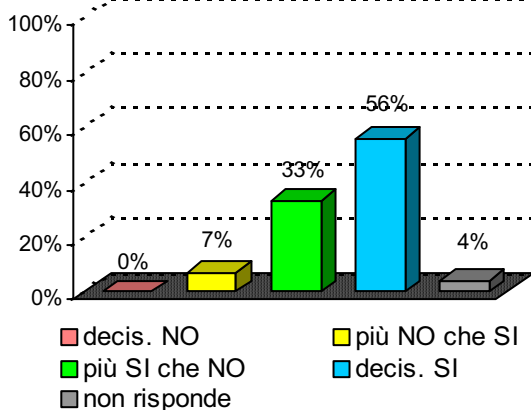
domanda 14 : chiarezza definizione modalità esame



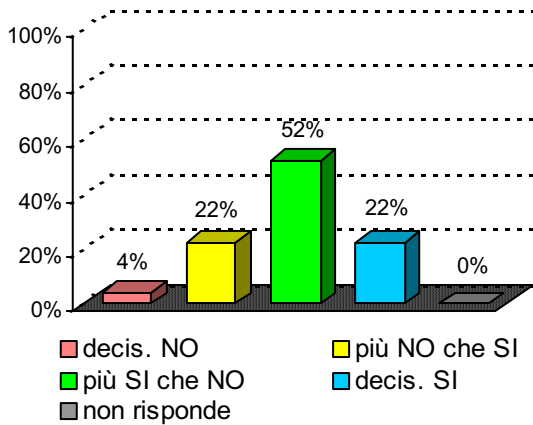
domanda 15 : rispetto orari svolgimento didattica



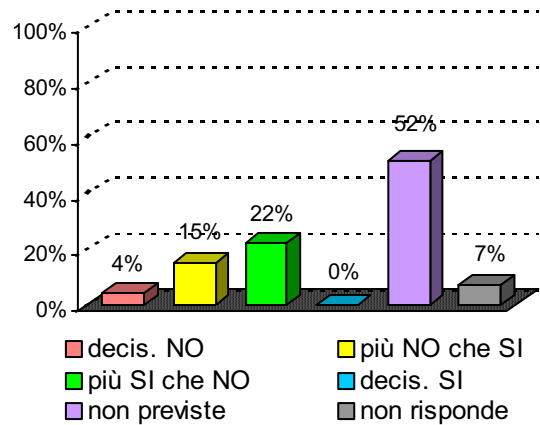
domanda 16 : reperibilità del docente



domanda 23 : adeguatezza delle aule

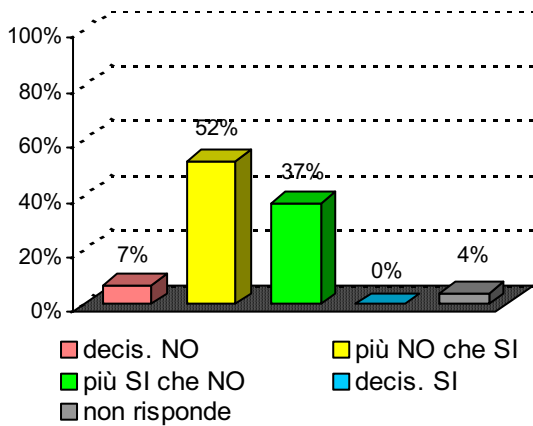


domanda 24 : adeguatezza locali e attrezz. per attività integrative

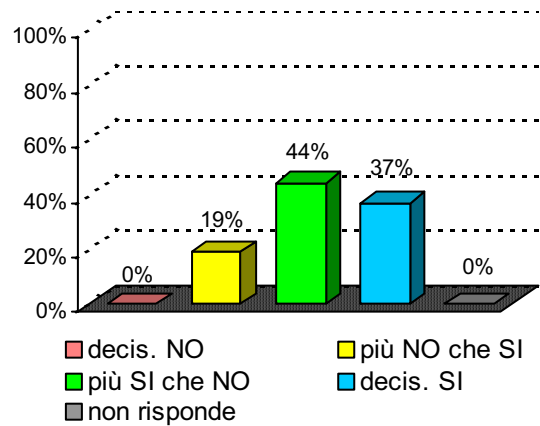


Didattica e Soddisfazione

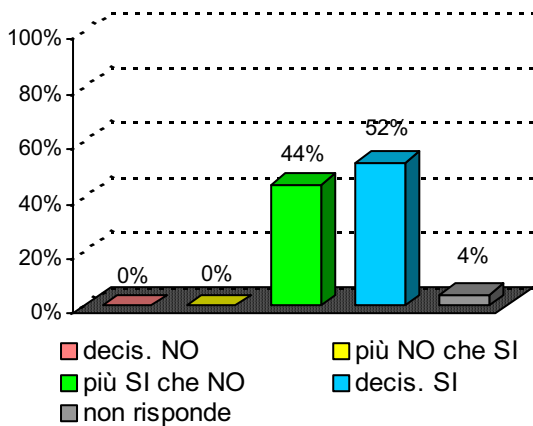
domanda 17 : sufficienza delle proprie conoscenze preliminari



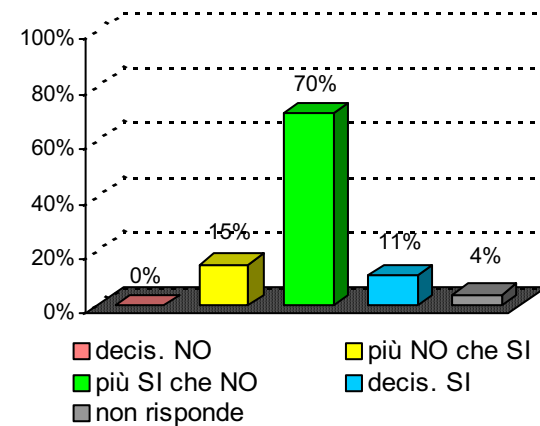
domanda 18 : stimolo suscitato dal docente per la disciplina



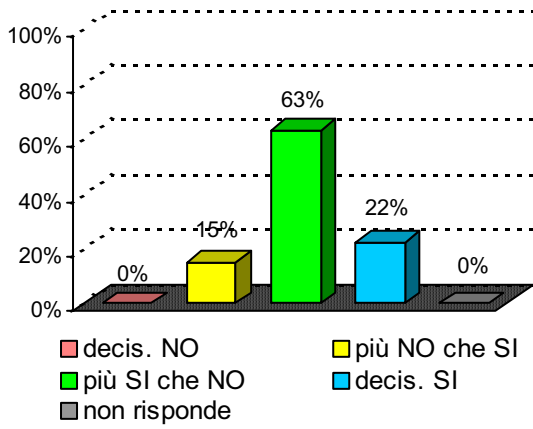
domanda 19 : chiarezza espositiva docente



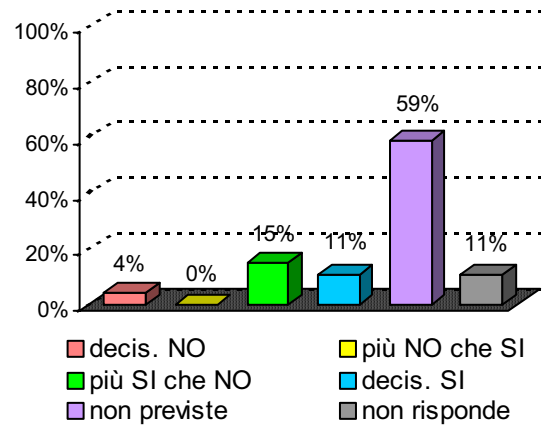
domanda 20 : proporzione tra crediti e carico studio



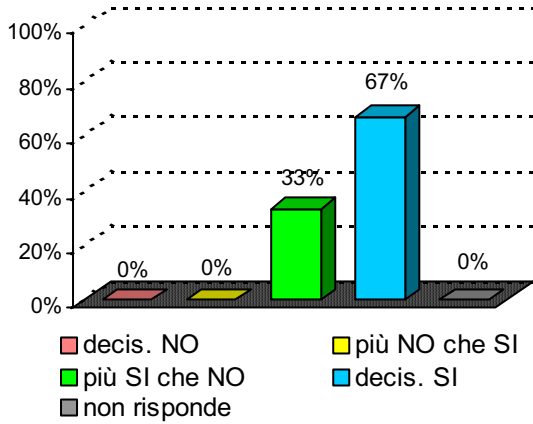
domanda 21 : adeguatezza materiale didattico



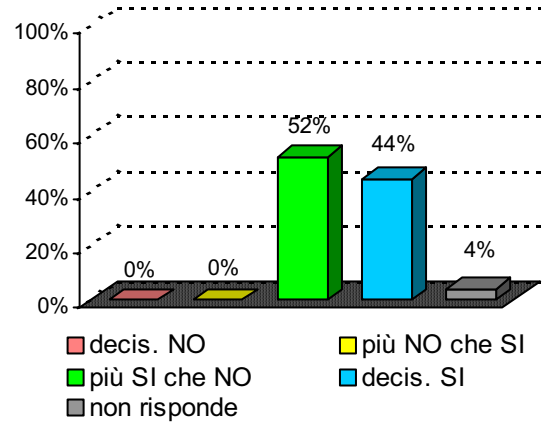
domanda 22 : utilità delle attività didattiche integrative



domanda 25 : interesse per argomenti della disciplina



domanda 26 : soddisfazione complessiva



Sintesi delle valutazioni (domande qualitative) dell'insegnamento confrontate con quelle del rispettivo Corso di Laurea e della Facoltà

Valutazione dell'insegnamento con codice : **13289/0**

domanda	decis. NO	più NO che SI	più SI che NO	decis. SI	non previste	non risponde
14	0%	0%	37%	63%		0%
15	0%	0%	30%	70%		0%
16	0%	7%	33%	56%		4%
17	7%	52%	37%	0%		4%
18	0%	19%	44%	37%		0%
19	0%	0%	44%	52%		4%
20	0%	15%	70%	11%		4%
21	0%	15%	63%	22%		0%
22	4%	0%	15%	11%	59%	11%
25	0%	0%	33%	67%		0%
26	0%	0%	52%	44%		4%

Valutazione del corso di laurea :

Tossicologia dell'ambiente

classe : **24**

sede didattica : **CATANIA**

domanda	decis. NO	più NO che SI	più SI che NO	decis. SI	non previste	non risponde
14	5%	21%	39%	34%		1%
15	8%	12%	34%	45%		0%
16	4%	14%	39%	40%		2%
17	8%	26%	47%	19%		0%
18	6%	21%	47%	26%		0%
19	4%	15%	45%	35%		1%
20	8%	14%	49%	27%		1%
21	5%	19%	48%	27%		1%
22	4%	7%	24%	25%	33%	6%
25	2%	4%	37%	56%		0%
26	5%	10%	49%	35%		1%

Valutazione della facoltà : **FARMACIA**

domanda	decis. NO	più NO che SI	più SI che NO	decis. SI	non previste	non risponde
14	9%	15%	35%	40%		1%
15	6%	11%	32%	50%		1%
16	4%	11%	42%	41%		2%
17	6%	18%	49%	26%		1%
18	9%	17%	42%	31%		1%
19	7%	13%	41%	38%		1%
20	9%	17%	47%	27%		1%
21	7%	16%	47%	29%		1%
22	4%	6%	17%	16%	49%	7%
25	4%	8%	38%	49%		0%
26	8%	14%	44%	34%		1%